



ಬೃಹತ್ ಬೆಂಗಳೂರು ಮಹಾನಗರ ಪಾಲಿಕೆ
Bruhat Bengaluru Mahanagara Palike



BBMP COVID-19 WAR ROOM BULLETIN - 23.05.2021

BBMP / COVID-19 WAR ROOM / BULLETIN – 426/ 23.05.2021 / #BBMPfightsCOVID19



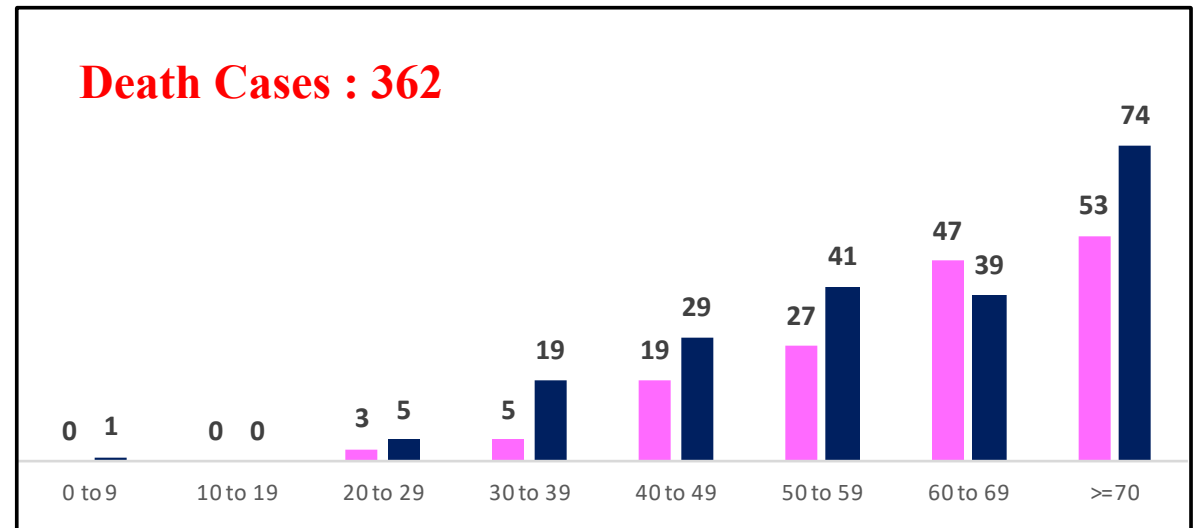
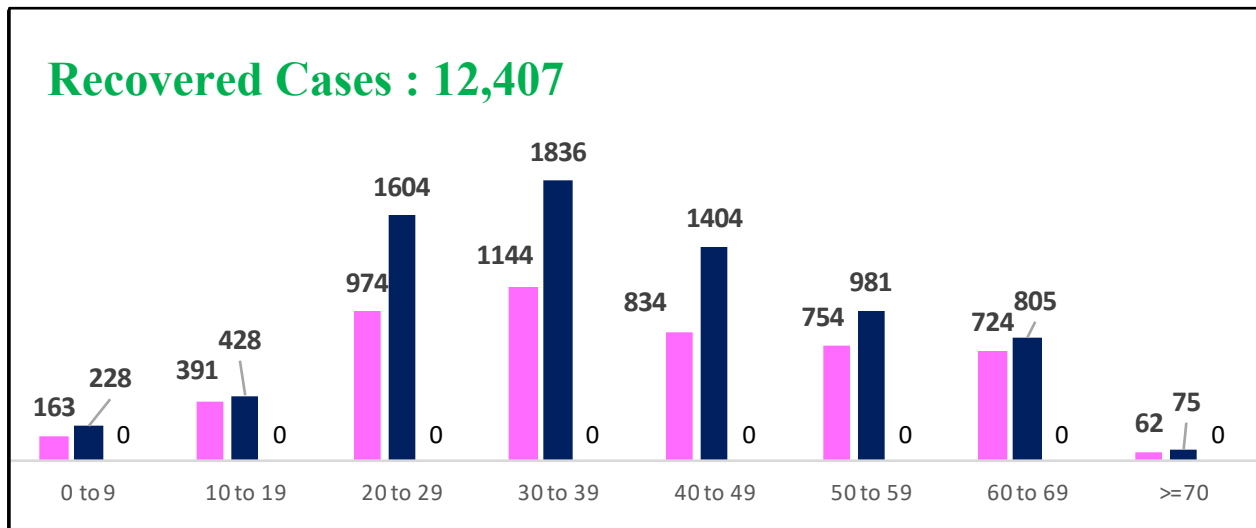
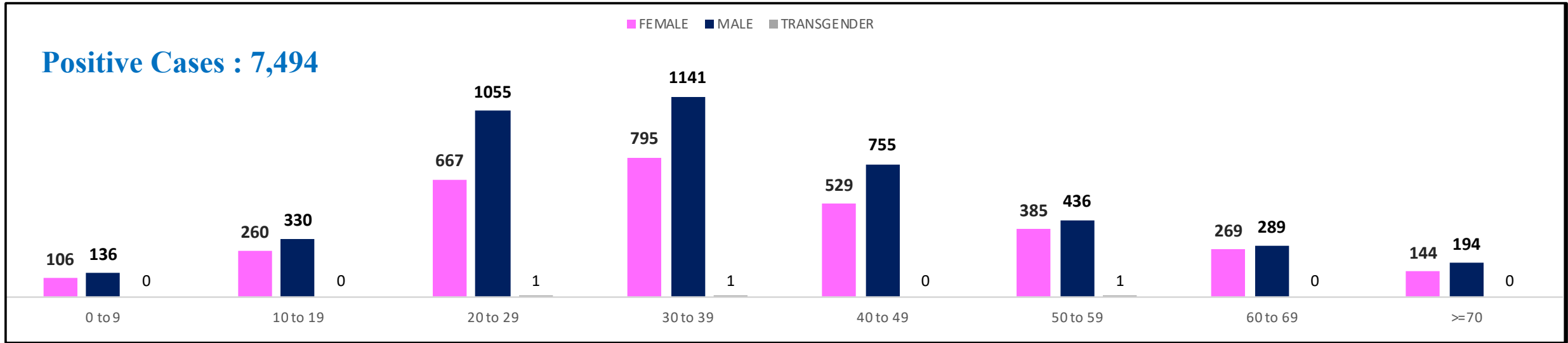
ABSTRACT OF COVID-19 CASES IN BENGALURU



	MALE	FEMALE	TRANSGENDER	MALE	FEMALE	TRANSGENDER	TOTAL	
	Last 24 Hours	Last 24 Hours	Last 24 Hours	Cumulative	Cumulative	Cumulative	Last 24 Hours	Cumulative
Positive Cases	4,336	3,155	3	6,70,314	4,49,114	124	7,494	11,19,552
Recovered Cases	7,361	5,046	0	5,14,465	3,37,943	85	12,407	8,52,493
Death Cases	208	154	0	7,207	4,008	4	362	11,217
Total Tests Done	In Last 24 hrs : 47,438			Cumulative : 1,24,49,060				
ACTIVE CASES					2,55,842			



LAST 24 HOURS AGE GROUP AND GENDER WISE DISTRIBUTION





SNAPSHOT OF BENGALURU COVID-19 CASES IN LAST 8 WEEKS



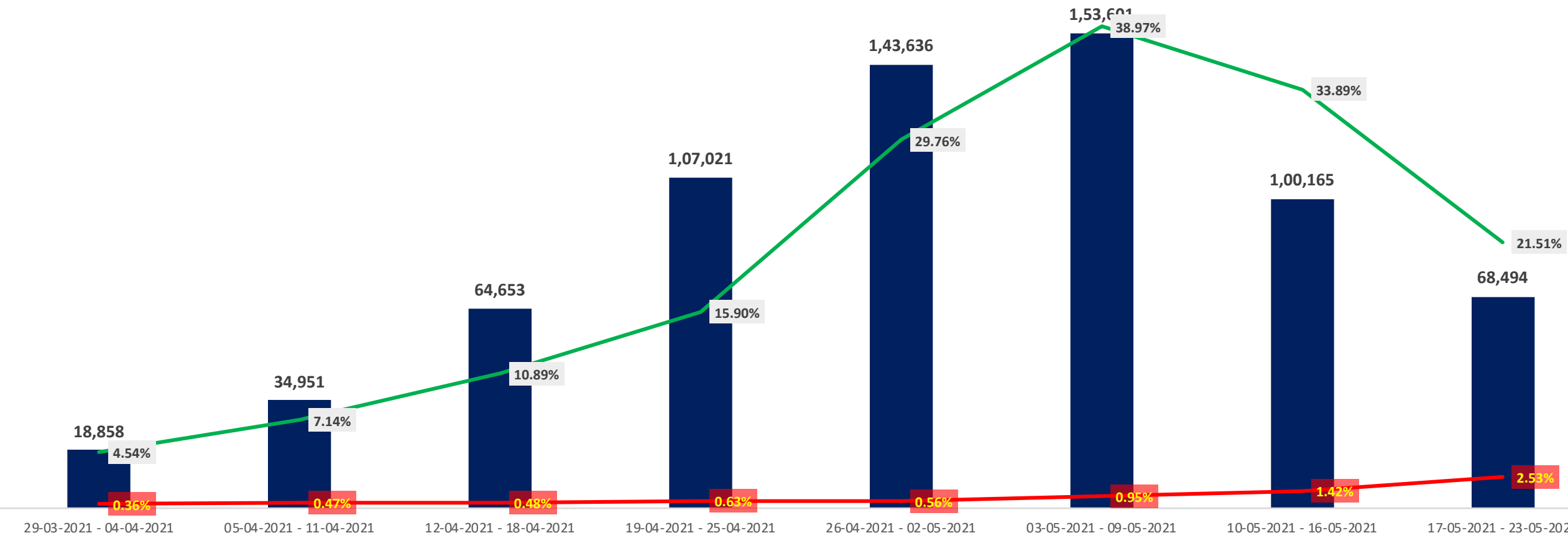
	29/03/21 TO 04/04/21	05/04/21 TO 11/04/21	12/04/21 TO 18/04/21	19/04/21 TO 25/04/21	26/04/21 TO 02/05/21	03/05/21 TO 09/05/21	10/05/21 TO 16/05/21	17/05/21 TO 23/05/21
Total Positive Cases	18,858	34,951	64,653	1,07,021	1,43,636	1,53,601	1,00,165	68,494
Total Recovered Cases	6574	11,647	17,684	23,699	41,610	83,542	87,729	1,72,299
Total Death Cases	68	166	308	677	801	1459	1427	1735
Case Fatality Rate	0.36%	0.47%	0.48%	0.63%	0.56%	0.95%	1.42%	2.53%
Total Tests Conducted	4,15,360	4,89,337	5,93,840	6,73,100	4,82,679	3,94,102	2,95,577	3,18,392
Positivity Rate	4.54%	7.14%	10.89%	15.90%	29.76%	38.97%	33.89%	21.51%



POSITIVITY AND MORTALITY RATE OF BENGALURU – LAST 8 WEEKS

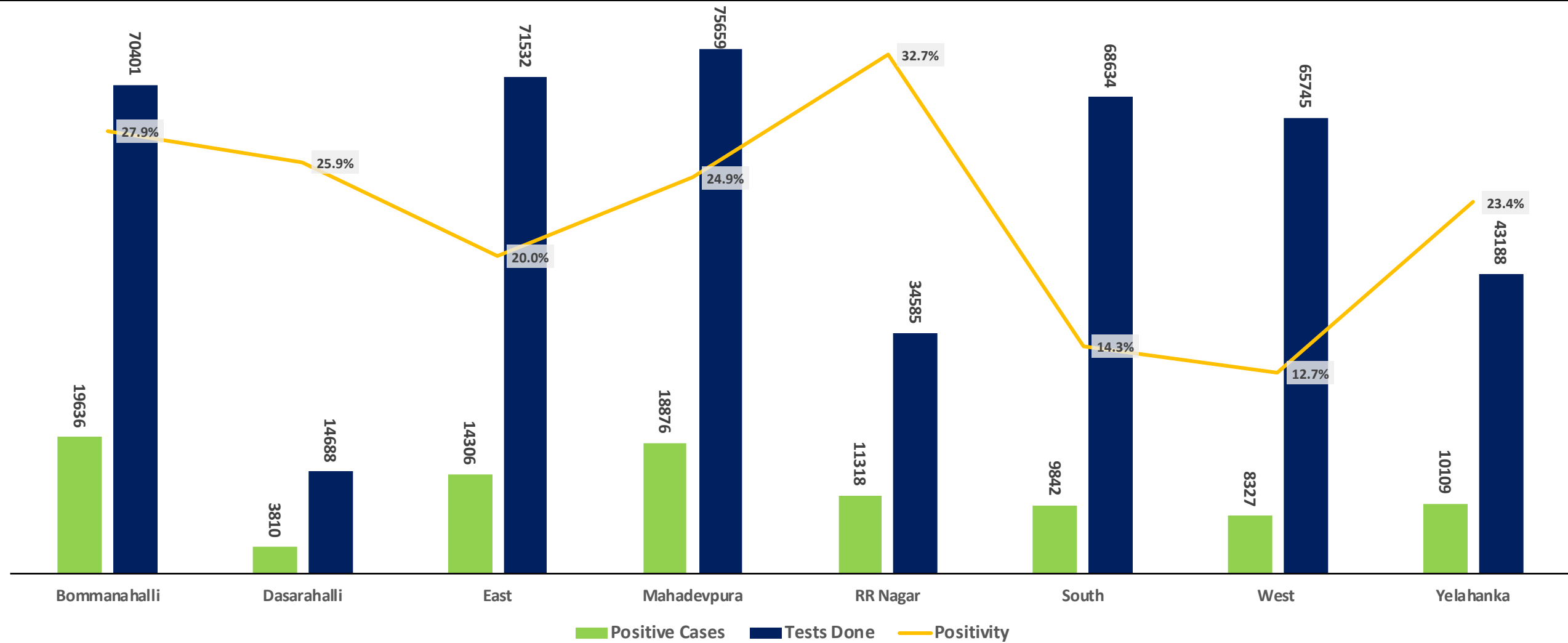


■ Total Positive Cases ■ Case Fatality Rate — Positivity Rate



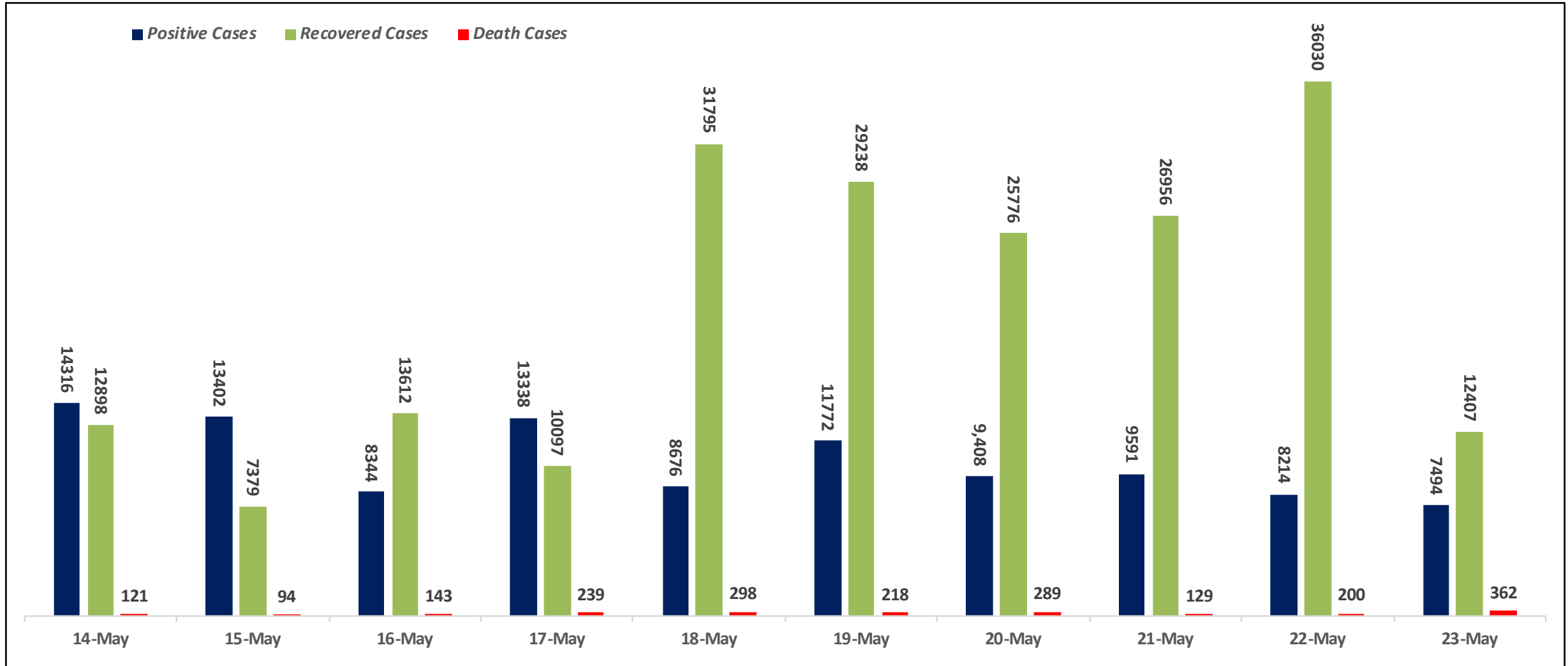


ZONE WISE POSITIVITY TREND IN LAST 10 DAYS





SAPSHOT OF POSITIVE, RECOVERED AND DEATH CASES OVER LAST 10 DAYS ACROSS BBMP ZONES

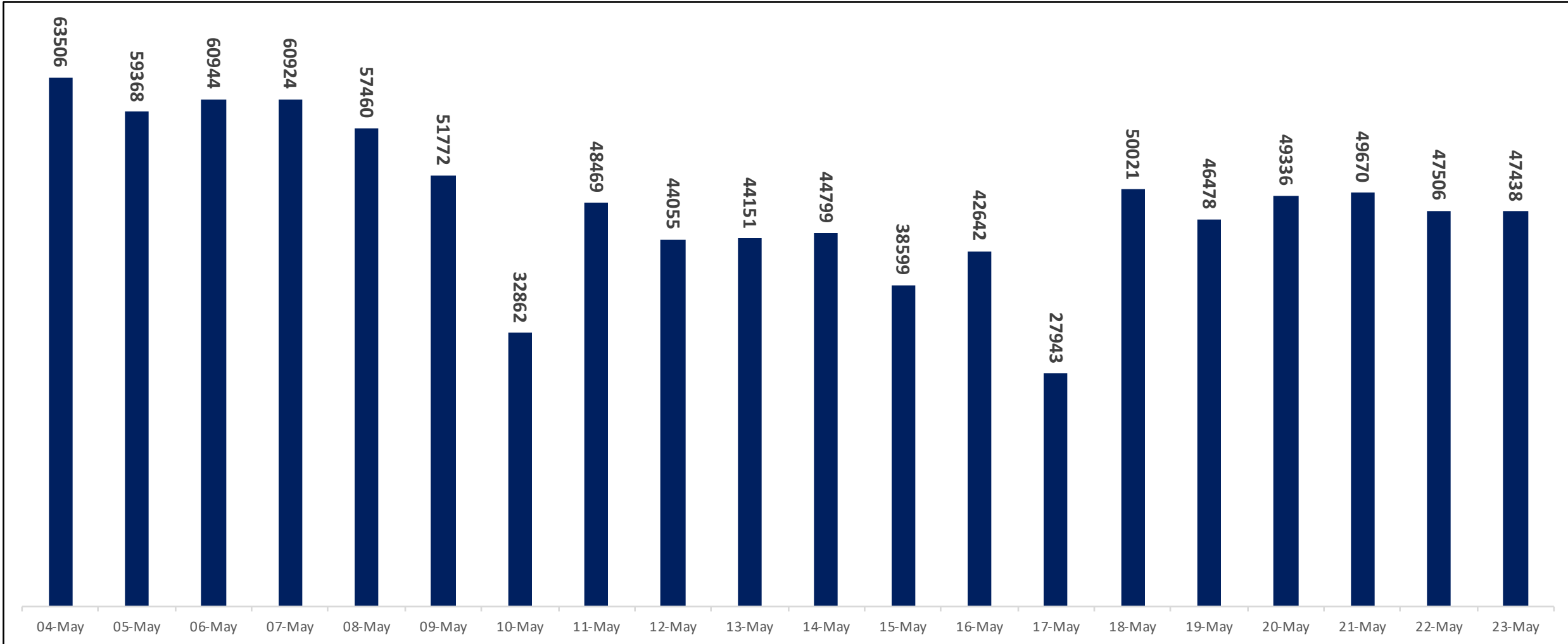




TESTING TRENDS IN BENGALURU



Number of Test Conducted	Test Conducted Last 24 hours
1,24,49,060	47,438



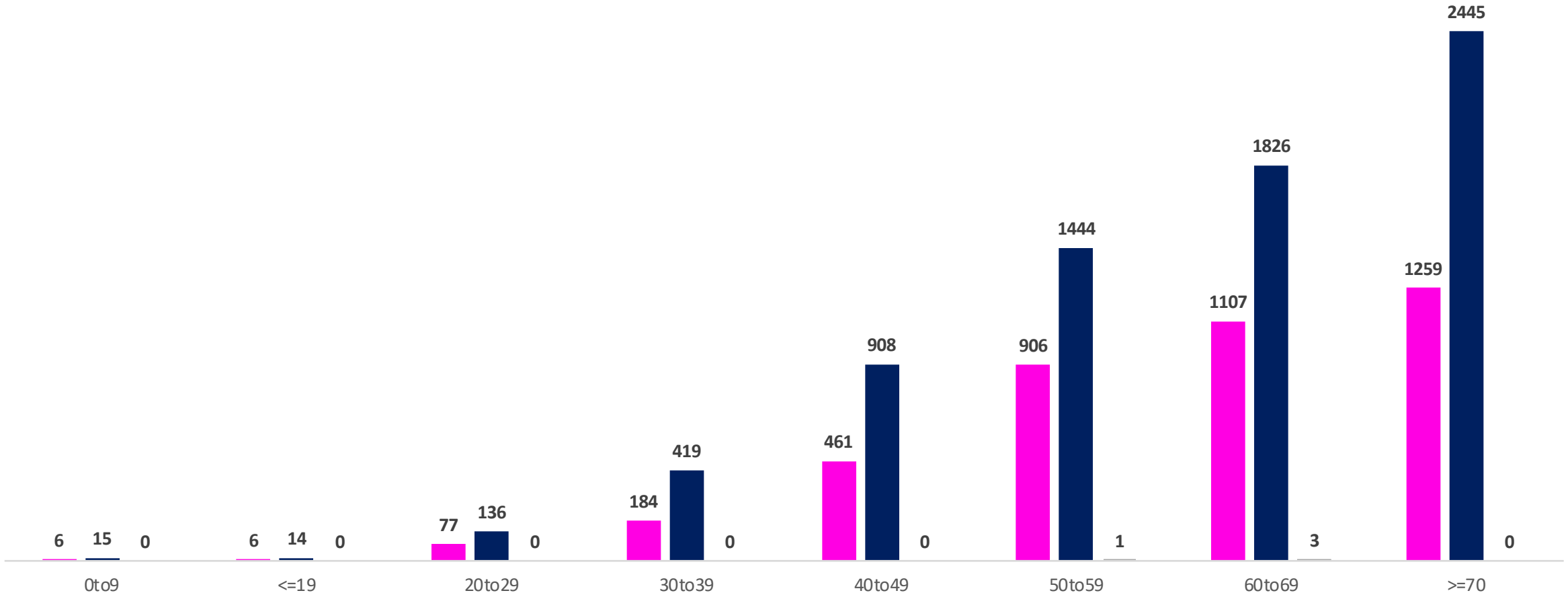


AGE AND GENDER WISE DISTRIBUTION OF DEATH CASES



Death Cases: 11,217































■ Female ■ Male ■ Transgender





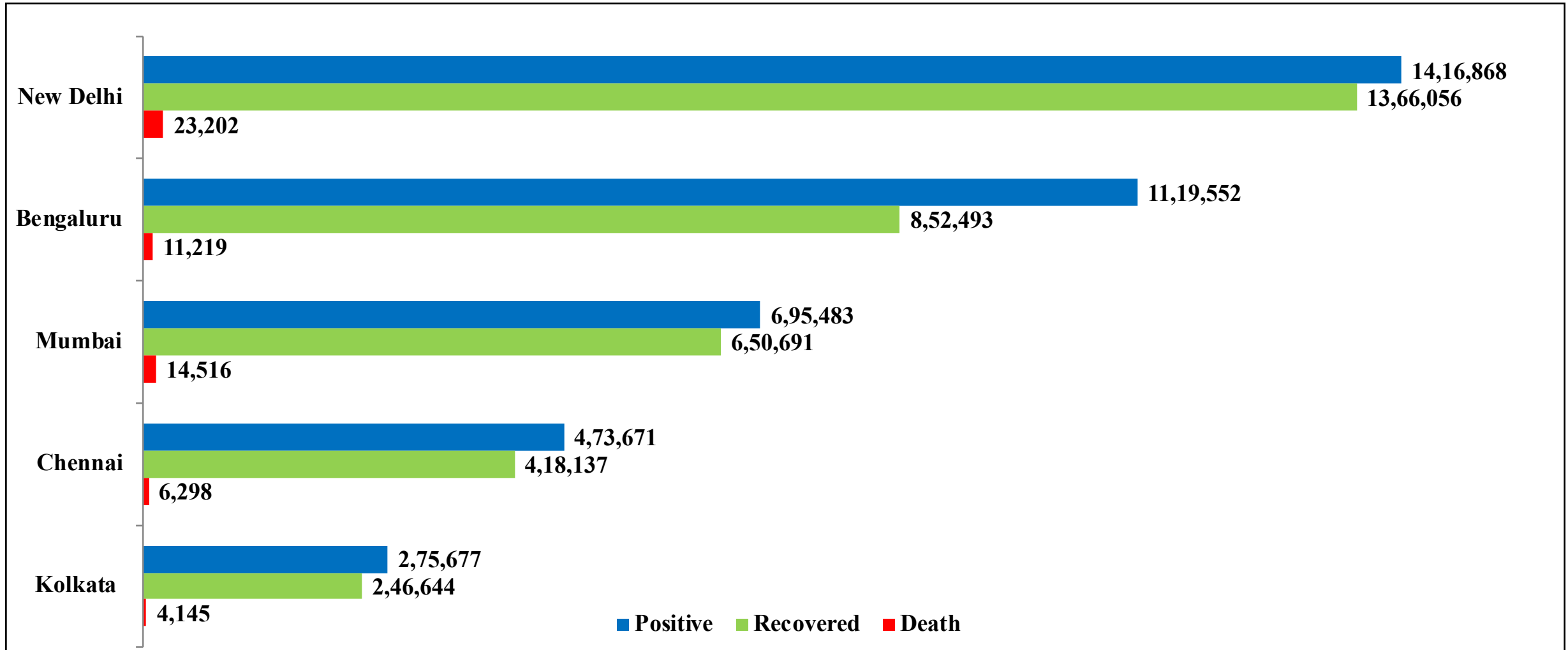
TOP 10 COVID19 AFFECTED INDIAN STATES AS ON 22.05.2021



Total Positive Cases	Total Recovered Cases	Total Death Cases
Maharashtra 55,53,225 	Maharashtra 51,11,095 	Maharashtra 87,300 
Karnataka 23,98,925 	Kerala 20,25,319 	Karnataka 24,658 
Kerala 23,22,147 	Karnataka 18,91,042 	Delhi 23,202 
Tamil Nadu 18,06,861 	Uttar Pradesh 15,65,802 	Tamil Nadu 20,046 
Uttar pradesh 16,69,891 	Tamil Nadu 15,02,537 	Uttar Pradesh 19,209 
Andra Pradesh 15,62,060 	Delhi 13,66,056 	West Bengal 14,208 
Delhi 14,16,868 	Andra Pradesh 13,41,355 	Chhattigarh 12,494 
West Bengal 12,48,668 	West Bengal 11,02,772 	Andra Pradesh 10,022 
Chhattigarh 9,45,694 	Chhattigarh 8,62,660 	Rajasthan 7,590 
Rajasthan 9,09,521 	Rajasthan 7,79,601 	Kerala 7,171 

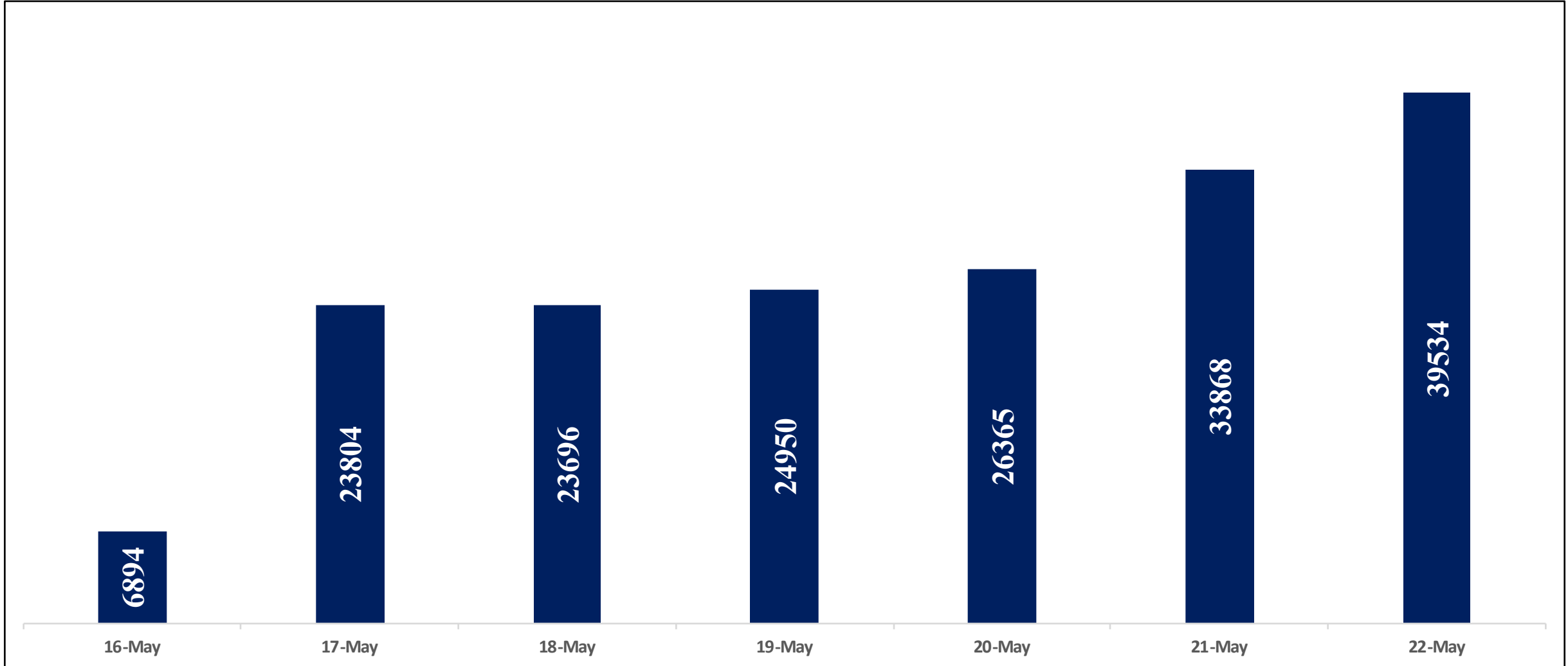


BENGALURU AND METROPOLITIAN CITIES AS ON 22.05.2021





TOTAL VACCINATION DONE IN LAST 7 DAYS





COVID BED STATUS AS ON 23.05.2021



SR. NO.	Facility Type	No. of Hospital	Total Allocated Beds for C+ Patients					Occupied Beds for C+ Patients					Net Available Beds for C+ Patients				
			Gen Beds	HDU	ICU Beds	ICU-V	Total	Gen Beds	HDU	ICU Beds	ICU-V	Total	Gen Beds	HDU	ICU Beds	ICU-V	Total
1	Government Medical Colleges	4	60	675	63	82	880	24	585	63	82	754	36	90	0	0	126
2	Government Hospitals	16	670	183	70	115	1038	373	157	70	115	715	297	26	0	0	323
3	Private Medical Colleges	12	4011	2300	146	199	6656	625	1986	146	199	2956	3386	314	0	0	3700
4	Private Hospitals	141	2539	1707	317	207	4770	1418	1519	303	200	3440	1121	188	14	7	1330
Total Beds		173	7280	4865	596	603	13344	2440	4247	582	596	7865	4840	618	14	7	5479

* All available ICU & Ventilator beds in private hospitals are for pediatric care

* Status as on 23.05.2021 – 7:00 PM



SNAPSHOT OF COVID-19 CASES IN BENGALURU URBAN



**Total Wards With
>500 Cases* :
52**

**Tests Conducted
On 22.05.2021:
47,438**

**Recovery
Rate:
76.15%**

**Total
Active Cases :
2,55,842**

**Total Vaccinated on
22.05.2021:
39,534**

**Positivity
Rate* :
32.29%**

**Active
Rate:
22.85%**

**Case
Fatality Rate* :
1.36%**



*Total positive cases In the past 10 days

*CFR and positivity as for May 2021



ಬೃಹತ್ ಬೆಂಗಳೂರು ಮಹಾನಗರ ಪಾಲಿಕೆ
Bruhat Bengaluru Mahanagara Palike



Download BBMP Bulletin	https://bbmp.gov.in/warroombulletin.html
For BBMPCovid19 Bed Status:	https://bbmpgov.com/chbms/
To register for vaccination :	https://selfregistration.cowin.gov.in/
BBMP COVID19 Dashboard:	covid19.bbmpgov.in/
Follow us on:	 www.facebook.com/bbmp.comm1/
	 twitter.com/BBMPCOMM

Issued by:

**Honorable Chief Commissioner, BBMP
Special Commissioner Health & IT, BBMP
MD, Bengaluru Smart City Limited**

THANK YOU !



THINGS TO KNOW ABOUT SELF-TEST KIT

- 1 Buy CoviSelf, Covid-19 Rapid Antigen Test (RAT) kit by MyLab, which is approved by ICMR.
- 2 This home-based Rapid Antigen Test can be done by individuals who are symptomatic & those who have come in immediate contact of lab confirmed Covid infected people.
- 3 Conduct the test as per the procedure prescribed in the user manual.
- 4 Register & use the home testing mobile app available for Android and Apple users for comprehensive guide of testing procedure.
- 5 Symptomatic persons who test negative by RAT should get themselves immediately tested by RTPCR.
- 6 Strictly follow manufacturer's instructions to dispose the test kit, swab, & other materials.

